

## Particle Size Monitoring

PROCESS MONITORING SYSTEMS FOR SOLIDS

### Product Information



#### FEATURES:

- monitoring during pneumatic transport or in free fall
- works with the latest microwave technology in combination with an intelligent evaluation software
- for monitoring grinding or screening plants
- trend via 4 ... 20 mA output
- no bypass and no partial flow sampling

# TECHNOLOGY

## USE

In virtually all processes in which solids are processed, they must be ground and then screened. At the end of these processes there are always at least two fractions: the fine particles, often also referred to as the material flow, and the coarse particles.

To date, there has been no easy way to check the material flow for the presence of oversized particles. This unwanted situation often occurs when a so-called screen break occurs. Unless screen breaks are detected at an early stage, large scrap quantities may be produced or it may be necessary to subsequently re-screen large quantities of material.

The Paddy is a particle sensor that can detect and trigger an alarm in the presence of oversized particles in the material flow. The sensor uses state-of-the-art microwave technology in combination with intelligent evaluation software.



## FUNCTION

The Paddy can be installed in free-fall pipes downstream from screening or grinding systems. Microwaves with a frequency of 24.125 GHz are fed into the product stream and backscattered by the particles.

This scattering effect occurs differently for particles that are significantly smaller than the wavelength of the emitted microwaves (Rayleigh scattering) and particles whose size lies in the same wavelength range as the microwaves (Mie scattering).

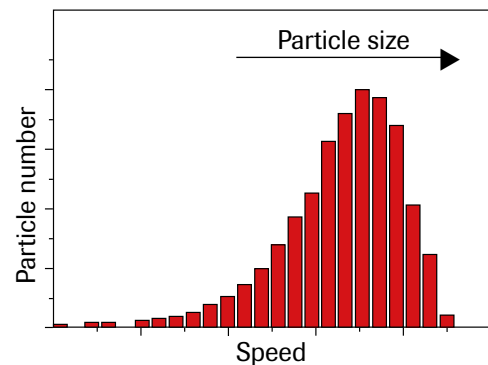
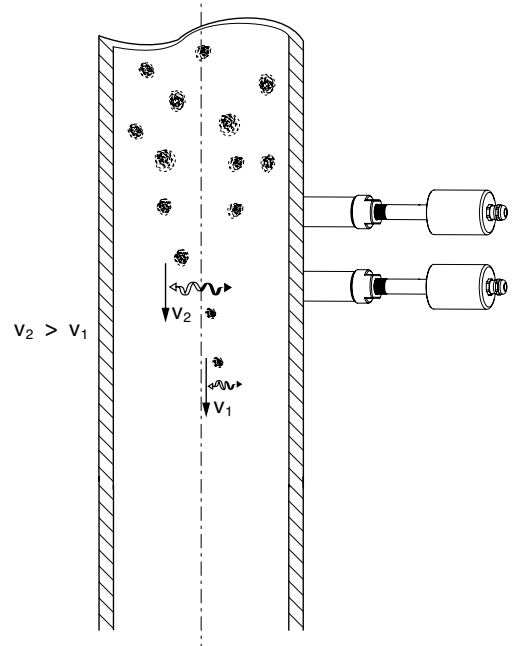
Our patented measuring method consists of two microwave sensors, which are installed in a free-fall pipe. Due to the arrangement of two baffles, all particles in the product flow begin to fall at the same speed.

During the second leg of the drop, differences in the falling speeds occur due to sedimentation - the coarser particles fall at a higher speed than the finer particles.

The frequency spectrum of the backscattered microwave signal contains information about the speed of the particles.

If speeds in the higher range are detected, this directly indicates the presence of larger particles and thus quickly alerts the operator to the possibility of a screen break.

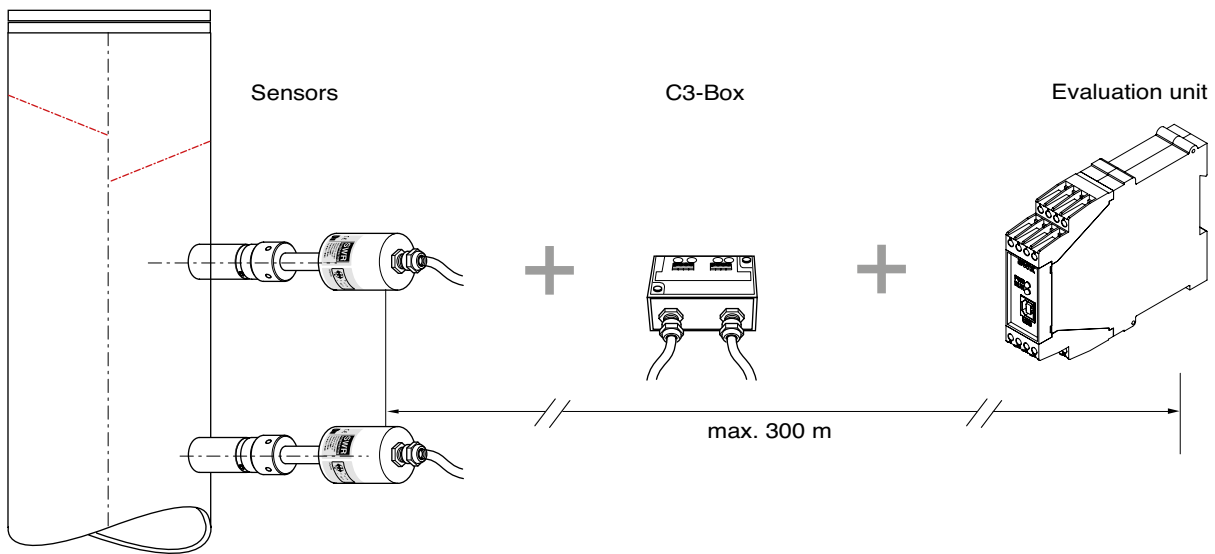
For use in pneumatic lines, a venturi is needed to separate the particles. The construction propose by ENVEA Process.



## SYSTEM

The complete measuring system consists of the following components:

- 1 x microwave particle sensor (reference sensor)
- 1 x microwave particle sensor (measuring sensor)
- C3-Box
- Evaluation unit in DIN Rail or field housing
- 2 x sensor socket for welding on the pipe
- Manual

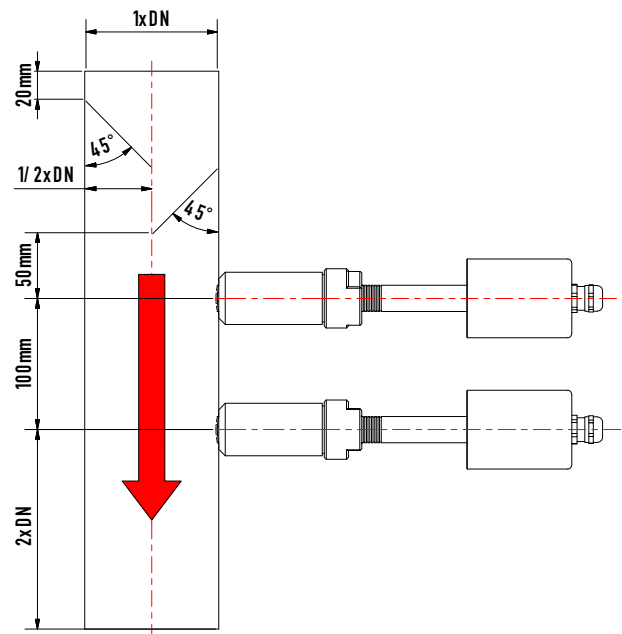


## ASSEMBLY AND INSTALLATION

The Paddy measuring point requires a distance of approx. 450 mm. On this freefall, the required welding sockets and baffle plates are mounted. Depending on the material output, the Paddy measuring point becomes direct mounted on the output or after a compensator.

A Paddy measuring point necessarily requires two sensors and two baffle plates in the pipeline. The baffle plates ensure a controlled flow of material in front of the two sensors.

For use in pneumatic lines, a venturi is needed to separate the particles. The construction propose by ENVEA Process.



## TECHNICAL DATA

### Sensor

Measurement principle	Microwave
Measurement range	Particle sizes up to 10 mm - larger sizes on request
Housing material	Stainless steel 1.4571
Protection type	IP65, dust explosion zone 20 or gas explosion zone 1 (optional)
Ambient operating temperature	Sensor tip: -20 ... + 80 °C Optional: -20 ... + 200 °C Sensor element: 0 ... + 60 °C
Max. operating pressure	1 bar
Operating frequency	K band 24.125 GHz, ± 100 MHz
Transmission power	Max. 5 mW
Weight	1.3 kg
Dimensions	Ø 60, Ø 20, L 271 mm

### Evaluation Unit (DIN Rail)

Power supply	24 V DC ±10 %
Power consumption	20 W / 24 VA
Protection type	IP40 nach EN 60 529
Ambient operating temperature	-10 ... +45 °C
Dimensions	23 x 90 x 118 mm (W x H x D)
Weight	Approx. 172 g
DIN rail fastening	DIN 60715 TH35
Interface	RS 485 (ModBus RTU) / USB
Connection terminals cable cross-section	0.2 - 2.5 mm <sup>2</sup> [AWG 24-14]
Current output	1 x 4 ... 20 mA (0 ... 20 mA), load < 500 Ω (Active)
Pulse output	Open collector - max. 30 V, 20 mA
Relay contact	Max. rated load: 250 V AC Max. peak current: 6 A Max. rated load 230 V AC: 250 VA Max. breaking capacity DC1: 3/110/220 V: 3/0.35/0.2 A Min. switching load: 500 mW (10 V / 5 mA)
Data backup	Flash memory

### Evaluation Unit (field housing)

Power supply	110 / 230 V AC 50 Hz (optional 24 V DC)
Power consumption	20 W / 24 VA
Protection type	IP65 to EN 60 52910.91
Ambient operating temperature	-10 ... +45 °C
Dimensions	258 x 237 x 174 mm (W x H x D)
Weight	Approx. 2.5 kg
Interface	RS 485 (ModBus RTU) / USB
Cable screw connectors	3 x M20 (4.5 - 13 mm Ø)
Connection terminals cable cross-section	0.2 - 2.5 mm <sup>2</sup> [AWG 24-14]
Current output	3 x 4 ... 20 mA (0 ... 20 mA), load < 500 Ω (Active)
Pulse output	Open collector - max. 30 V, 20 mA
Relay contact	Max. rated load: 250 V AC Max. peak current: 6 A Max. rated load 230 V AC: 250 VA Max. breaking capacity DC1: 3/110/220 V: 3/0.35/0.2 A Min. switching load: 500 mW (10 V / 5 mA)
Data backup	Flash memory

